



UtilityTrac Plus™

ONLINE UTILITY TRACKING,
ANALYSIS AND REPORTING

UtilityTrac Plus is an affordable application that enables building owners to track, analyze, and report on utility consumption and cost — an essential step in energy management.

FEATURES

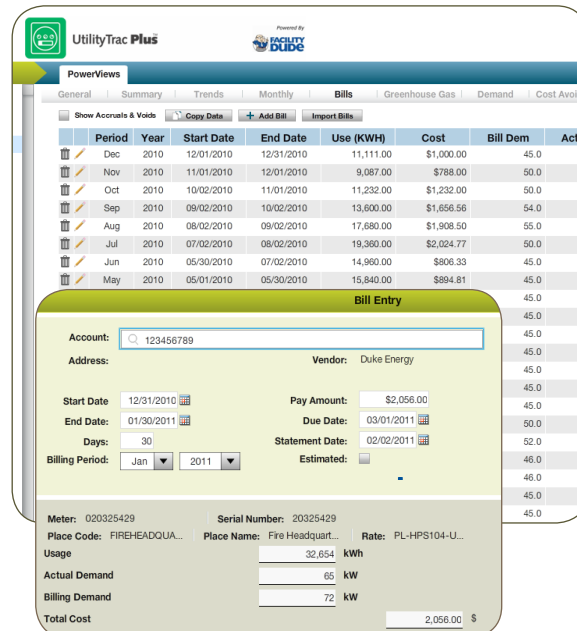
- Tracks and monitors bills for electric, fuel oil, propane, water, natural gas, sewer, trash/waste, telephone and more
- Tracks any utility information, along with billing periods, total consumption, demand (for electric) and cost
- Provides very intuitive and quick access to data
- Presents analysis of utility use and billing data in multiple formats
- Fast and easy manual bill entry as well as ability to import bill data
- Audits provide notification of bill anomalies
- Over 200 available reports
- Allows export of data to multiple formats, including MS Excel
- Benchmarks buildings against each other to identify potential trouble spots
- Includes powerful search functionality for finding bill data quickly and easily
- Unlimited users with definable access and permission levels
- Automated interface with the Energy STAR™ system
- Provision for deregulated accounts with multiple vendors
- Configurable dashboard as the home page
- Weather normalization using degree day statistical techniques
- Software as a service via cloud technology
- Online help videos and documentation



The UtilityTrac Plus home page is customizable and delivers valuable utility information upon log in.

BENEFITS

- Identify billing errors
- Identify building control problems, inefficient facilities and spot leaks
- Determine what projects require attention first
- Make wise energy purchasing decisions
- Easily apply for ENERGY STAR Certification
- Track Greenhouse Gas emissions
- Measure and verify the success of conservation projects
- Build awareness and motivate occupants to conserve
- Access to your utility data anytime, anywhere from any computer with just a web browser
- Track impact of projects to energy use over time
- Simple – no software to install, maintain or upgrade
- Innovative – receive software updates instantly
- Affordable – low annual fee with no user licensing limitations
- Reliable – maintained in a 24x7 secure data center, ensuring maximum system uptime
- Easy to learn – unlimited training and support
- Backed by an award-winning client success support team
- Ongoing product evolution by experts in facility and energy management software



Fast and easy bill entry for any utility while also quickly and easily identifying utility usage and cost problems.

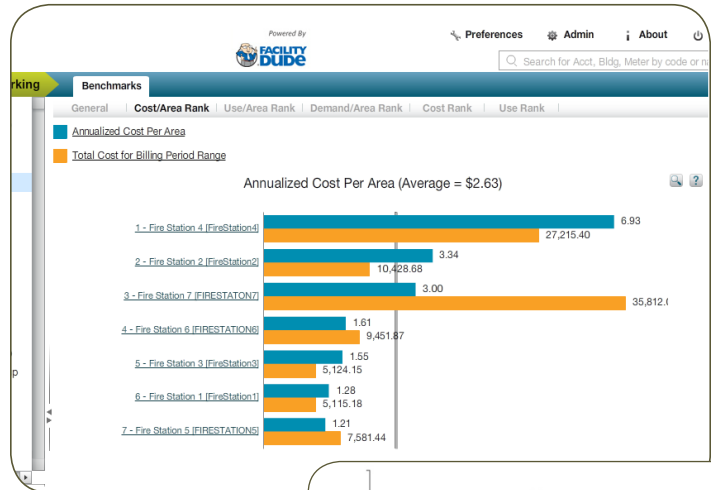




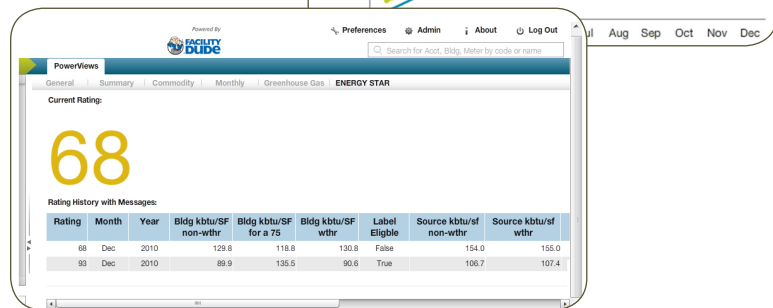
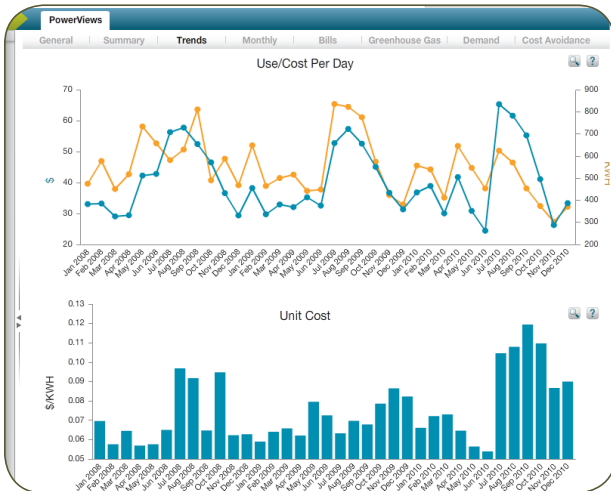
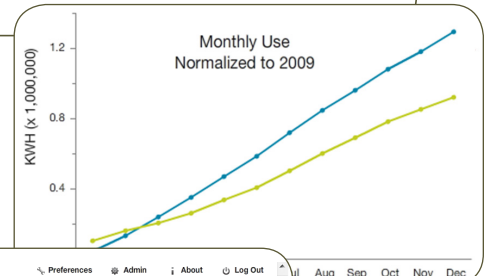
VALUE

Effectively sort through mountains of utility data to...

- Identify incorrect bills – misread meters, wrong rates, billing errors
- Find faulty meters – wrong multiplier, old/inefficient meters
- Find faulty equipment – open dampers, free running units
- Shop for better rates – better match rate to use and demand
- Shop for better purchasing options – shop with accurate historical data
- Find leaks – water leak = high humidity = high air conditioning = high cost
- Identify bad occupant habits – educate with data
- Prioritize projects – what will give best ROI
- Show success – report on your conservation initiatives
- Use normalized data for more accurate comparisons



Flexible reporting allows you to review weather impacts, compare building usage and historical costs by day, plus much more.



Easily obtain and track ENERGY STAR ratings for your buildings.

COST / BENEFIT ANALYSIS

- Save at least 5% of your annual utility expenditures
- A 30% reduction in energy use can yield the equivalent of a 5% increase in Net Operating Income (NOI) and overall asset value
- Average subscription payback in 1-month or less
- Reduce your total cost of ownership by up to 70% compared to desktop software systems

Ask me for a live demo!



11000 Regency Parkway, # 200
 Cary, North Carolina 27518
 info@facilitydude.com
 or call: 1-866-455-3833 (DUDE)
 www.facilitydude.com